

DEPARTMENT OF LABOR AND EMPLOYMENT
 NATIONAL WAGES AND PRODUCTIVITY COMMISSION

FINANCIAL REPORT OF OPERATIONS
 As of April 30, 2013

Department: : Department of Labor and Employment
 Agency/Bureau/Office : National Wages and Productivity Commission
 Fund Title :

DEPARTMENT OF BUDGET & MANAGEMENT
 RECEIVED
 MAY 03 2013
 Approved
 BUDGET & MANAGEMENT BUREAU - B

RECEIVED
 6/3

Department Code : 12
 Agency/Bureau/Office : B0894
 Fund Title : 101

F/P/P Code (1)	PARTICULARS (2)	ALLOTMENTS RECEIVED			TOTAL (6)	Obligations Incurred (7)	Unobligated Allotment Balance (8)	Remarks (9)
		Approved (3)	SARO Received (4)	Add/Less: Interfund Transfer (Regional Boards) (5)				
A. REGULAR APPROPRIATION		162,985	15,944	-	178,929	66,161	112,768	
I.	General Administration and Support	40,700	15,944	-	56,644	24,420	32,224	
A.1.a	General Administration and Support Services	38,254	15,944	-	54,198	24,396	29,802	
	100 - Personal Services	29,448	15,944	-	45,392	18,731	26,661	
	200 - Maintenance and Other Operating Expenses	8,806	-	-	8,806	5,665	3,141	
	300 - Capital Outlay	-	-	-	-	-	-	
A.1.b	Staff Resource Development	2,446	-	-	2,446	24	2,422	
	100 - Personal Services	2,446	-	-	2,446	24	2,422	
	200 - Maintenance and Other Operating Expenses	-	-	-	-	-	-	
	300 - Capital Outlay	-	-	-	-	-	-	
II.	Support to Operations	35,584	-	-	35,584	8,709	26,875	
A.II.a	Review of policies and guidelines on wages, income and productivity improvement							
	100 - Personal Services	22,017	-	-	22,017	7,635	14,382	
	200 - Maintenance and Other Operating Expenses	13,567	-	-	13,567	1,074	12,493	
	300 - Capital Outlay	-	-	-	-	-	-	
III.	Operations	86,701	-	-	86,701	33,032	53,669	
A.III.a	Development of policies, guidelines/rules on wages and productivity and resolution on appealed cases.	3,514	-	-	3,514	434	3,080	
	100 - Personal Services	2,026	-	-	2,026	403	1,623	
	200 - Maintenance and Other Operating Expenses	1,488	-	-	1,488	31	1,457	
	300 - Capital Outlay	-	-	-	-	-	-	
A.III.b	Development of policies, guidelines/rules on wages and productivity and resolution on	83,187	-	-	83,187	32,598	50,589	
	100 - Personal Services	49,822	-	-	49,822	20,862	28,960	
	200 - Maintenance and Other Operating Expenses	28,865	-	-	28,865	7,236	21,629	
	300 - Capital Outlay	4,500	-	-	4,500	4,500	-	

FINANCIAL REPORT OF OPERATIONS
As of April 30, 2013

Department: : Department of Labor and Employment
Agency/Bureau/Office : National Wages and Productivity Commission
Fund Title :

Department Code : 12
Agency/Bureau/Office : 80894
Fund Title : 101

F/P/P Code (1)	PARTICULARS (2)	ALLOTMENTS RECEIVED				Obligations Incurred (7)	Unobligated Allotment Balance (8)	Remarks (9)
		Per NWPC Approved ABM (This Release) (3)	SARO Received (4)	Add/Less: Interfund Transfer (Regional Boards) (5)	TOTAL (6)			
B. AUTOMATIC APPROPRIATION (RLIP):		7,589	-	-	7,589	2,436	5,153	
I.	General Administration and Support	1,371	-	-	1,371	386	985	
A.I.a	General Administration and Support Services	1,371	-	-	1,371	386	985	
	100 - Personal Services	1,371	-	-	1,371	386	985	
	200 - Maintenance and Other Operating Expenses	-	-	-	-	-	-	
A.I.b	Staff Resource Development	-	-	-	-	-	-	
	200 - Maintenance and Other Operating Expenses	-	-	-	-	-	-	
II.	Support to Operations	2,138	-	-	2,138	663	1,475	
A.II.a	Review of policies and guidelines on wages, income and productivity improvement							
	100 - Personal Services	2,138	-	-	2,138	663	1,475	
	200 - Maintenance and Other Operating Expenses	-	-	-	-	-	-	
III.	Operations	4,080	-	-	4,080	1,387	2,693	
A.III.a	Development of policies, guidelines/rules on wages and productivity and resolution on appealed cases.	201	-	-	201	37	164	
	100 - Personal Services	201	-	-	201	37	164	
	200 - Maintenance and Other Operating Expenses	-	-	-	-	-	-	
A.III.b	Development of policies, guidelines/rules on wages and productivity and resolution on	3,879	-	-	3,879	1,350	2,529	
	100 - Personal Services	3,879	-	-	3,879	1,350	2,529	
	200 - Maintenance and Other Operating Expenses	-	-	-	-	-	-	

FINANCIAL REPORT OF OPERATIONS
As of April 30, 2013

Department: : Department of Labor and Employment
Agency/Bureau/Office : National Wages and Productivity Commission
Fund Title :



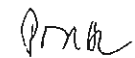
Department Code : 12
Agency/Bureau/Office : 80894
Fund Title : 101

F/P/P Code (1)	PARTICULARS (2)	ALLOTMENTS RECEIVED				Obligations Incurred (7)	Unobligated Allotment Balance (8)	Remarks (9)
		Per NWPC Approved ABM (This Release) (3)	SARO Received (4)	Add/Less: Interfund Transfer (Regional Boards) (5)	TOTAL (6)			
C. CONTINUING APPROPRIATION:		4,057	-	-	4,057	353	3,776	
I.	General Administration and Support	4,057	-	-	4,057	72	4,057.00	
A.1.a	General Administration and Support Services	4,057	-	-	4,057	72	4,057.00	
	100 - Personal Services	-	-	-	-	-	-	
	200 - Maintenance and Other Operating Expenses	-	-	-	-	72	-	
	300 - Capital Outlay	4,057	-	-	4,057	-	4,057.00	
A.1.b	Staff Resource Development	-	-	-	-	-	-	
	200 - Maintenance and Other Operating Expenses	-	-	-	-	-	-	
	300 - Capital Outlay	-	-	-	-	-	-	
II.	Support to Operations	-	-	-	-	26	(26)	
A.2.a	Review of policies and guidelines on wages, income and productivity improvement	-	-	-	-	-	-	
	100 - Personal Services	-	-	-	-	-	-	
	200 - Maintenance and Other Operating Expenses	-	-	-	-	-	-	
	300 - Capital Outlay	-	-	-	-	26	(26)	
III.	Operations	-	-	-	-	255	(255)	
A.3.a	Development of policies, guidelines/rules on wages and productivity and resolution on appealed cases.	-	-	-	-	-	-	
	100 - Personal Services	-	-	-	-	-	-	
	200 - Maintenance and Other Operating Expenses	-	-	-	-	-	-	
A.3.b	Devt. & Implementation of plans, programs & proj. relative to wages, incomes and prod. Improvement.	-	-	-	-	255	(255.00)	
	100 - Personal Services	-	-	-	-	-	-	
	200 - Maintenance and Other Operating Expenses	-	-	-	-	-	-	
	300 - Capital Outlay	-	-	-	-	255	(255.00)	

FINANCIAL REPORT OF OPERATIONS
As of April 30, 2013

Department: : Department of Labor and Employment
Agency/Bureau/Office : National Wages and Productivity Commission
Fund Title :

Department Code : 12
Agency/Bureau/Office : B0894
Fund Title : 101

F/P/P Code (1)	PARTICULARS (2)	ALLOTMENTS RECEIVED				Obligations Incurred (7)	Unobligated Allotment Balance (8)	Remarks (9)	
		Per NWPC Approved ABM (This Release) (3)	SARO Received (4)	Add/Less: Interfund Transfer (Regional Boards) (5)	TOTAL (6)				
	SUMMARY:								
	1. TOTAL CURRENT YEAR APPROPRIATION	170,574	15,944	-	186,518	68,597	117,921		
	Regular Appropriation,	162,985	15,944	-	178,929	66,161	112,768		
	100 - Personal Services	103,313	15,944	-	119,257	47,631	71,626		
	200 - Maintenance and Other Operating Expenses	55,172	-	-	55,172	14,030	41,142		
	300 - Capital Outlay	4,500	-	-	4,500	4,500	-		
	Automatic Appropriation	7,589	-	-	7,589	2,436	5,153		
	2. CONTINUING APPROPRIATION	4,057	-	-	4,057	353	3,704		
	200 - Maintenance and Other Operating Expenses		-	-	-				
	300 - Capital Outlay	4,057	-	-	4,057	353	3,704		
	GRAND TOTAL	174,631	15,944	-	190,575	68,950	121,625		
		(557.00)							
Prepared by:	 VICTORIA P. MACAPAGAL Chief, FMD		Noted by:		 ELVIRA P. JOTA Director II		Submitted by:		Date:
					 PATRICIA P. HORNILLA Officer-in-Charge				April 30, 2013