

FINANCIAL REPORT OF OPERATIONS
As of January 31, 2015

Department: : Department of Labor and Employment
Agency/Bureau/Office : National Wages and Productivity Commission
Fund Title :

Department Code : 12
Agency/Bureau/Office : 80894
Fund Title : 101

F/P/P Code (1)	PARTICULARS (2)	ALLOTMENTS RECEIVED				Obligations Incurred (7)	Unobligated Allotment Balance (8)	Remarks (9)
		Per NWPC Approved ABM (This Release) (3)	SARO Received (4)	Add/Less: Interfund Transfer (Regional Boards) (5)	TOTAL (6)			
A. REGULAR APPROPRIATION		166,693	-	-	166,693	9,317	157,376	
I.	General Administration and Support	47,751	-	-	47,751	2,165	45,586	
A.1.a	General Administration and Support Services	43,505	-	-	43,505	2,165	41,340	
	100 - Personal Services	29,708	-	-	29,708	1,141	28,567	
	200 - Maintenance and Other Operating Expenses	13,797	-	-	13,797	1,024	12,773	
	300 - Capital Outlay	-	-	-	-	-	-	
A.1.b	Human Resource Development	4,246	-	-	4,246	1	4,245	
	100 - Personal Services	4,246	-	-	4,246	1	4,245	
	200 - Maintenance and Other Operating Expenses	-	-	-	-	-	-	
	300 - Capital Outlay	-	-	-	-	-	-	
MFO 1	Technical Advisory Services	31,358	-	-	31,358	1,895	29,463	
	100 - Personal Services	16,273	-	-	16,273	1,477	14,796	
	200 - Maintenance and Other Operating Expenses	13,985	-	-	13,985	418	13,567	
	300 - Capital Outlay	1,100	-	-	1,100	-	1,100	
MFO 2	Wages Regulation Service	87,584	-	-	87,584	5,257	82,327	
	100 - Personal Services	52,711	-	-	52,711	4,124	48,587	
	200 - Maintenance and Other Operating Expenses	34,873	-	-	34,873	1,133	33,740	
	300 - Capital Outlay	-	-	-	-	-	-	


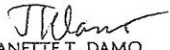

OFFICE OF THE DIRECTOR
FINANCIAL AND MANAGEMENT SERVICE
DEPARTMENT OF LABOR AND EMPLOYMENT

RECEIVED

NAME: Karl
DATE: 02/05/15 TIME: _____

F/P/P Code	PARTICULARS	ALLOTMENTS RECEIVED				Obligations Incurred	Unobligated Allotment Balance	Remarks
		Per NWPC Approved ABM (This Release)	SARO Received	Add/Less: Interfund Transfer (Regional Boards)	TOTAL			
(1)	(2)	(3)	(4)	(5)	(6)	(7)	(8)	(9)
B. AUTOMATIC APPROPRIATION (RLIP):		5,803	-	-	5,803	600	5,330	
I.	General Administration and Support	1,559	-	-	1,559	139	1,420	
A.1.a	General Administration and Support Services	1,559	-	-	1,559	139	1,420	
	100 - Personal Services	1,559	-	-	1,559	139	1,420	
	200 - Maintenance and Other Operating Expenses	-	-	-	-	-	-	
	300 - Capital Outlay	-	-	-	-	-	-	
A.1.b	Human Resource Development	-	-	-	-	-	-	
	100 - Personal Services	-	-	-	-	-	-	
	200 - Maintenance and Other Operating Expenses	-	-	-	-	-	-	
	300 - Capital Outlay	-	-	-	-	-	-	
MFO 1	Technical Advisory Services	1,548	-	-	1,548	128	1,420	
	100 - Personal Services	1,548	-	-	1,548	128	1,420	
	200 - Maintenance and Other Operating Expenses	-	-	-	-	-	-	
	300 - Capital Outlay	-	-	-	-	-	-	
MFO 2	Wages Regulation Service	4,244	-	-	4,244	334	3,910	
	100 - Personal Services	4,244	-	-	4,244	334	3,910	
	200 - Maintenance and Other Operating Expenses	-	-	-	-	-	-	
	300 - Capital Outlay	-	-	-	-	-	-	

F/P/P Code	PARTICULARS	ALLOTMENTS RECEIVED				Obligations Incurred	Unobligated Allotment Balance	Remarks
		Per NWPC Approved ABM (This Release)	SARO Received	Add/Less: Interfund Transfer (Regional Boards)	TOTAL			
(1)	(2)	(3)	(4)	(5)	(6)	(7)	(8)	(9)
C. CONTINUING APPROPRIATION:		-	-	-	-	-	-	
I.	General Administration and Support	-	-	-	-	-	-	
A.1.a	General Administration and Support Services	-	-	-	-	-	-	
	100 - Personal Services			-	-		-	
	200 - Maintenance and Other Operating Expenses			-	-		-	
	300 - Capital Outlay			-	-		-	
A.1.b	Human Resource Development	-	-	-	-	-	-	
	100 - Personal Services			-	-		-	
	200 - Maintenance and Other Operating Expenses			-	-		-	
	300 - Capital Outlay			-	-		-	
MFO 1	Technical Advisory Services	-	-	-	-	-	-	
	100 - Personal Services			-	-		-	
	200 - Maintenance and Other Operating Expenses			-	-		-	
	300 - Capital Outlay			-	-		-	
MFO 2	Wages Regulation Service	-	-	-	-	-	-	
	100 - Personal Services			-	-		-	
	200 - Maintenance and Other Operating Expenses			-	-		-	
	300 - Capital Outlay			-	-		-	

F/P/P Code (1)	PARTICULARS (2)	ALLOTMENTS RECEIVED				Obligations Incurred (7)	Unobligated Allotment Balance (8)	Remarks (9)
		Per NWPC Approved ABM (This Release) (3)	SARO Received (4)	Add/Less: Interfund Transfer (Regional Boards) (5)	TOTAL (6)			
	SUMMARY:							
1.	TOTAL CURRENT YEAR APPROPRIATION	174,044	-	-	174,044	9,918	164,126	
	Regular Appropriation,	166,693	-	-	166,693	9,317	157,376	
	100 - Personal Services	98,692	-	-	98,692	6,742	91,950	
	200 - Maintenance and Other Operating Expenses	66,901	-	-	66,901	2,575	64,326	
	300 - Capital Outlay	1,100	-	-	1,100	-	1,100	
	Automatic Appropriation	7,351	-	-	7,351	600	6,751	
2.	CONTINUING APPROPRIATION	-	-	-	-	-	-	
	200 - Maintenance and Other Operating Expenses	-	-	-	-	-	-	
	300 - Capital Outlay	-	-	-	-	-	-	
	GRAND TOTAL	174,044	-	-	174,044	9,918	164,126	
Prepared by:		Noted by:			Submitted by:		Date:	
 EDITHA M. SAUS Officer in charge		 JEANETTE T. DAMO Deputy Executive Director			 MARIA CRISELDA R. SY Executive Director IV		February 4, 2015	