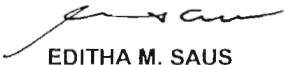
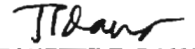




F/P/P Code	PARTICULARS	ALLOTMENTS RECEIVED				Obligations Incurred	Unobligated Allotment Balance	Remarks
		Per NWPC Approved ABM (This Release)	SARO Received	Add/Less: Interfund Transfer (Regional Boards)	TOTAL			
(1)	(2)	(3)	(4)	(5)	(6)	(7)	(8)	(9)
B.	AUTOMATIC APPROPRIATION (RLIP):	7,909	795	-	8,704	4,434	4,270	
I.	General Administration and Support	1,760	367	-	2,127	1,071	1,057	
A.1.a	General Administration and Support Services	1,760	367	-	2,127	1,071	1,057	
	100 - Personal Services	1,760	367	-	2,127	1,071	1,057	
	200 - Maintenance and Other Operating Expenses							
	300 - Capital Outlay							
A.1.b	Human Resource Development	-	-	-	-	-	-	
	100 - Personal Services							
	200 - Maintenance and Other Operating Expenses							
	300 - Capital Outlay							
MFO 1	Technical Advisory Services	1,575	-	-	1,575	718	857	
	100 - Personal Services	1,575			1,575	718	857	
	200 - Maintenance and Other Operating Expenses							
	300 - Capital Outlay							
MFO 2	Wages Regulation Service	4,574	428	-	5,002	2,645	2,356	
	100 - Personal Services	4,574	428		5,002	2,645	2,356	
	200 - Maintenance and Other Operating Expenses							
	300 - Capital Outlay							

F/P/P Code	PARTICULARS	ALLOTMENTS RECEIVED				Obligations Incurred	Unobligated Allotment Balance	Remarks
		Per NWPC Approved ABM (This Release)	SARO Received	Add/Less: Interfund Transfer (Regional Boards)	TOTAL			
(1)	(2)	(3)	(4)	(5)	(6)	(7)	(8)	(9)
C.	LOCALLY FUNDED PROJECT - ISSP	480	-	-	480	-	480	
I.	General Administration and Support	480	-	-	480	-	480	
A.1.a	General Administration and Support Services	480	-	-	480	-	480	
	100 - Personal Services			-	-	-	-	
	200 - Maintenance and Other Operating Expenses	480		-	480	-	480	
	300 - Capital Outlay		-	-	-	-	-	
A.1.b	Human Resource Development	-	-	-	-	-	-	
	100 - Personal Services			-	-	-	-	
	200 - Maintenance and Other Operating Expenses		-	-	-	-	-	
	300 - Capital Outlay	-	-	-	-	-	-	
MFO 1	Technical Advisory Services							
	100 - Personal Services			-	-	-	-	
	200 - Maintenance and Other Operating Expenses			-	-	-	-	
	300 - Capital Outlay		-	-	-	-	-	
MFO 2	Wages Regulation Service	-	-	-	-	-	-	
	100 - Personal Services			-	-	-	-	
	200 - Maintenance and Other Operating Expenses		-	-	-	-	-	
	300 - Capital Outlay		-	-	-	-	-	

F/P/P Code	PARTICULARS	ALLOTMENTS RECEIVED				Obligations Incurred	Unobligated Allotment Balance	Remarks
		Per NWPC Approved ABM (This Release)	SARO Received	Add/Less: Interfund Transfer (Regional Boards)	TOTAL			
(1)	(2)	(3)	(4)	(5)	(6)	(7)	(8)	(9)
D.	SPECIAL PURPOSE FUND	-	16,621	-	16,621	11,159	5,463	
I.	General Administration and Support	-	7,875	-	7,875	11,159	1,641	
A.1.a	General Administration and Support Services	-	7,875	-	7,875	6,234	1,641	
	100 - Personal Services	-	7,875	-	7,875	6,234	1,641	
	200 - Maintenance and Other Operating Expenses	-	-	-	-	-	-	
	300 - Capital Outlay	-	-	-	-	-	-	
A.1.b	Human Resource Development	-	-	-	-	-	-	
	100 - Personal Services	-	-	-	-	-	-	
	200 - Maintenance and Other Operating Expenses	-	-	-	-	-	-	
	300 - Capital Outlay	-	-	-	-	-	-	
MFO 1	Technical Advisory Services	-	-	-	-	-	-	
	100 - Personal Services	-	-	-	-	-	-	
	200 - Maintenance and Other Operating Expenses	-	-	-	-	-	-	
	300 - Capital Outlay	-	-	-	-	933	(933)	
MFO 2	Wages Regulation Service	-	8,747	-	8,747	4,925	3,822	
	100 - Personal Services	-	8,747	-	8,747	4,925	3,822	
	200 - Maintenance and Other Operating Expenses	-	-	-	-	-	-	
	300 - Capital Outlay	-	-	-	-	-	-	

F/P/P Code (1)	PARTICULARS (2)	ALLOTMENTS RECEIVED				Obligations Incurred (7)	Unobligated Allotment Balance (8)	Remarks (9)
		Per NWPC Approved ABM (This Release) (3)	SARO Received (4)	Add/Less: Interfund Transfer (Regional Boards) (5)	TOTAL (6)			
E.	CONTINUING APPROPRIATION	3,029	-	-	3,029	1,733	1,296	
I.	General Administration and Support	3,029	-	-	3,029	1,733	1,296	
A.1.a	General Administration and Support Services	3,029	-	-	3,029	1,733	1,296	
	100 - Personal Services			-	-		-	
	200 - Maintenance and Other Operating Expenses	2,786		-	2,786	1,545	1,241	
	300 - Capital Outlay	242	-	-	242	188	54	
A.1.b	Human Resource Development	-	-	-	-	-	-	
	100 - Personal Services			-	-		-	
	200 - Maintenance and Other Operating Expenses		-	-	-	-	-	
	300 - Capital Outlay		-	-	-	-	-	
MFO 1	Technical Advisory Services							
	100 - Personal Services			-	-		-	
	200 - Maintenance and Other Operating Expenses			-	-	-	-	
	300 - Capital Outlay		-	-	-		-	
MFO 2	Wages Regulation Service	-	-	-	-	-	-	
	100 - Personal Services			-	-		-	
	200 - Maintenance and Other Operating Expenses			-	-		-	
	300 - Capital Outlay			-	-		-	

F/P/P Code (1)	PARTICULARS (2)	ALLOTMENTS RECEIVED				Obligations Incurred (7)	Unobligated Allotment Balance (8)	Remarks (9)
		Per NWPC Approved ABM (This Release) (3)	SARO Received (4)	Add/Less: Interfund Transfer (Regional Boards) (5)	TOTAL (6)			
SUMMARY:								
A.	TOTAL CURRENT YEAR APPROPRIATION	185,779	795	-	186,574	93,578	92,996	
	Regular Appropriation,	177,870	-	-	177,870	89,143	88,727	
	100 - Personal Services	102,800	-	-	102,800	52,357	50,443	
	200 - Maintenance and Other Operating Expenses	69,374	-	-	69,374	33,501	35,873	
	300 - Capital Outlay	5,696	-	-	5,696	3,286	2,410	
B.	AUTOMATIC APPROPRIATION	7,909	795	-	8,704	4,434	4,270	
C.	LOCALLY FUNDED PROJECT - ISSP	480	-	-	480	-	480	
	200 - Maintenance and Other Operating Expenses	480	-	-	480	-	480	
	300 - Capital Outlay	-	-	-	-	-	-	
D.	SPECIAL PURPOSE FUND	-	16,621	-	16,621	11,159	5,463	
	100 - Personal Services	-	16,621	-	16,621	11,159	5,463	
	200 - Maintenance and Other Operating Expenses	-	-	-	-	-	-	
	300 - Capital Outlay	-	-	-	-	-	-	
E.	CONTINUING APPROPRIATION	3,029	-	-	3,029	1,733	1,296	
	200 - Maintenance and Other Operating Expenses	2,786	-	-	2,786	1,545	1,241	
	300 - Capital Outlay	242	-	-	242	188	54	
	GRAND TOTAL	189,288	17,416	-	206,704	106,469	100,235	
Prepared by:  EDITHA M. SAUS Chief, FMD								
Noted by:  JEANETTE T. DAMO Deputy Executive Director 								
Submitted by:  ALEX V. AVILA Officer in Charge								
Date: August 2, 2016								