

File Copy

MONTHLY REPORT OF DISBURSEMENTS
For the Month of October 31, 2016

Government Accountancy Office
Office of the Director
RECEIVED

By: 
Date: **NOV 29 2016**

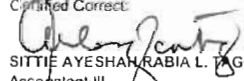
Department: Department of Labor and Employment
Agency/Operating Unit: National Wages and Productivity Commission
Region/Province/City: CONSOLIDATED
Fund: General Fund



PARTICULARS (1)	CURRENT YEAR BUDGET				PRIOR YEAR'S BUDGET										SUB-TOTAL (15 = 9 + 14)	TRUST LIABILITIES				GRAND TOTAL				REMARKS (9)		
	PS (2)	MOOE (3)	CO (4)	TOTAL (5 = 2+3+4)	PRIOR YEAR'S BUDGET				PRIOR YEAR'S OBLIGATION							PS (16)	MOOE (17)	CO (18)	TOTAL (19)	PS (20)	MOOE (21)	CO (22)	TOTAL (23)			
					PS (6)	MOOE (7)	CO (8)	Sub-Total (9 = 6+7+8)	PS (10)	MOOE (11)	CO (12)	Sub-Total (13)	TOTAL (14 = 9 + 13)													
Notice of Cash Allocation (NCA)	5,920,669.61	2,603,814.89	-	8,524,484.50	-	-	-	-	-	-	-	-	-	-	-	-	-	-	-	-	-	-	5,920,669.61	2,603,814.89	-	8,524,484.50
MDS Checks Issued	1,531,669.28	1,237,222.46	-	2,768,891.74	-	-	-	-	-	-	-	-	-	-	-	-	-	-	-	-	-	-	1,531,669.28	1,237,222.46	-	2,768,891.74
Advice to Debit Account	4,389,000.33	1,366,592.43	-	5,755,592.76	-	-	-	-	-	-	-	-	-	-	-	-	-	-	-	-	-	-	4,389,000.33	1,366,592.43	-	5,755,592.76
Working Fund (NCA Issued to BTr)	-	-	-	-	-	-	-	-	-	-	-	-	-	-	-	-	-	-	-	-	-	-	-	-	-	-
Tax Remittance Advices Issued (TRA)	1,090,184.70	103,817.80	-	1,194,002.50	-	-	-	-	-	-	-	-	-	-	-	-	-	-	-	-	-	-	1,090,184.70	103,817.80	-	1,194,002.50
Cash Disbursement Ceiling (CDC)	-	-	-	-	-	-	-	-	-	-	-	-	-	-	-	-	-	-	-	-	-	-	-	-	-	-
Non-Cash Availment Authority (NCAA)	-	-	-	-	-	-	-	-	-	-	-	-	-	-	-	-	-	-	-	-	-	-	-	-	-	-
TOTAL	7,010,854.31	2,707,632.69	-	9,718,487.00	-	-	-	-	-	-	-	-	-	-	-	-	-	-	-	-	-	-	7,010,854.31	2,707,632.69	-	9,718,487.00


SUMMARY

	Previous Report	This Month	As of Date
Total Disbursement Authorities Received			
NCA	145,867,809.00	15,266,000.00	161,133,809.00
Working Fund	-	-	-
TRA	12,449,075.21	1,194,002.50	13,643,077.71
CDC	-	-	-
NCAA	-	-	-
Less: Notice of Transfer Allocation (NTA) Issued			
Total Disbursement Authorities Available	158,316,884.21	16,460,002.50	174,776,886.71
Less: Lapse NCA	18,329,177.27	-	18,329,177.27
Disbursements*	139,987,706.94	9,718,487.00	149,706,193.94
Balance of Disbursement Authorities as of date	-	6,741,515.50	6,741,515.50

	Previous Report	This Month	As of Date
Total Disbursements Program	145,867,809.00	15,266,000.00	161,133,809.00
Less: Actual Disbursements	127,538,631.73	8,524,484.50	136,063,116.23
(Over/Under) spending	18,329,177.27	6,741,515.50	25,070,692.77

Certified Correct:

SITTIE AYESHAH RABIA L. PAGO
Accountant III
Date: November 28, 2016

Approved by:

PATRICIA P. HORNILLA
OIC-Executive Director
Date: November 28, 2016


COMMISSION ON AUDIT-
NWPC
RECEIVED
RECEIVED BY: 
DATE: **NOV 29 2016**

File Copy

MONTHLY REPORT OF DISBURSEMENTS
For the Month of October 31, 2016

General Accountancy Office
Office of the Director
RECEIVED

FAR No. 4

Department: Department of Labor and Employment
Agency/Operating Unit: National Wages and Productivity Commission
Region/Province/City: CENTRAL OFFICE
Fund: General Fund

By: *[Signature]*
Date: NOV 9 2016

PARTICULARS (1)	CURRENT YEAR BUDGET				PRIOR YEAR'S BUDGET										SUB-TOTAL (15 = 9 + 14)	TRUST LIABILITIES				GRAND TOTAL				REMARKS (9)
	PS (2)	MOOE (3)	CO (4)	TOTAL (5 = 2+3+4)	PRIOR YEAR'S BUDGET				PRIOR YEAR'S OBLIGATION				TOTAL (14 = 9 + 13)	PS (6)		MOOE (7)	CO (8)	TOTAL (8)						
					PS (6)	MOOE (7)	CO (8)	Sub-Total (9 = 6+7+8)	PS (10)	MOOE (11)	CO (12)	Sub-Total (13)												
Notice of Cash Allocation (NCA)	6,678,669.05	3,448,433.67	-	10,127,102.72	-	-	-	-	-	-	-	-	-	-	-	-	-	-	6,678,669.05	3,448,433.67	-	10,127,102.72		
MDS Checks Issued	192,315.11	348,124.07	-	540,439.18	-	-	-	-	-	-	-	-	-	-	-	-	-	-	192,315.11	348,124.07	-	540,439.18		
Advice to Debit Account	6,486,353.94	3,100,309.60	-	9,586,663.54	-	-	-	-	-	-	-	-	-	-	-	-	-	-	6,486,353.94	3,100,309.60	-	9,586,663.54		
Working Fund (NCA Issued to BTr)	-	-	-	-	-	-	-	-	-	-	-	-	-	-	-	-	-	-	-	-	-	-		
Tax Remittance Advices Issued (TRA)	448,818.77	25,461.31	-	474,280.08	-	-	-	-	-	-	-	-	-	-	-	-	-	-	448,818.77	25,461.31	-	474,280.08		
Cash Disbursement Ceiling (CDC)	-	-	-	-	-	-	-	-	-	-	-	-	-	-	-	-	-	-	-	-	-	-		
Non-Cash Availment Authority (NCAA)	-	-	-	-	-	-	-	-	-	-	-	-	-	-	-	-	-	-	-	-	-	-		
TOTAL	7,127,487.82	3,473,894.98	-	10,601,382.80	-	-	-	-	-	-	-	-	-	-	-	-	-	-	7,127,487.82	3,473,894.98	-	10,601,382.80		

SUMMARY

	Previous Report	This Month	As of Date	Previous Report	This Month	As of Date
Total Disbursement Authorities Received						
NCA	145,867,809.00	15,266,000.00	161,133,809.00			
Working Fund						
TRA	5,559,120.79	474,280.08	6,033,400.87			
CDC						
NCAA						
Less: Notice of Transfer Allocation (NTA) Issued	76,917,274.05	7,552,783.00	84,470,057.05			
Total Disbursement Authorities Available	74,509,655.74	8,187,497.08	82,697,152.82			
Less: Lapse NCA Disbursements*	16,982,940.13	3,048,569.80	16,982,940.13			
Balance of Disbursement Authorities as of date	57,526,715.61	5,138,897.28	60,575,315.41			

	Previous Report	This Month	As of Date
Total Disbursements Program	145,867,809.00	15,266,000.00	161,133,809.00
Less: Actual Disbursements	128,884,868.87	10,127,102.72	139,011,971.59
(Over/Under) spending	16,982,940.13	5,138,897.28	22,121,837.41

Certified Correct:
[Signature]
SITTE AYESHAK RABIA L. YAGO
Accountant III
Date: November 28, 2016

Approved by:
[Signature]
PATRICIA P. HORNILLA
OIC-Executive Director
Date: November 28, 2016

COMMISSION ON AUDIT-
NWPC
RECEIVED
RECEIVED BY: *[Signature]*
DATE: NOV 9 2016