

QUARTERLY PHYSICAL REPORT OF OPERATION
As of September 30, 2020

Department: Department of Labor and Employment (DOLE)
Agency: National Wages and Productivity Commission
Organization Code: 16 006 0000000

Particulars	UACS CODE	Physical Target (Budget Year)					Physical Accomplishment (Budget Year)					Variance	Remarks
		1st Quarter	2nd Quarter	3rd Quarter	4th Quarter	Total	1st Quarter	2nd Quarter	3rd Quarter	4th Quarter	Total		
1	2	3	4	5	6	7	8	9	10	11	12	13	14
ENTERPRISE PRODUCTIVITY IMPROVEMENT PROGRAM	3101000000000												
OO : Capacity of MSMEs to implement productivity													
Outcome Indicators													
1. Percentage of trained MSMEs with productivity improvement program/action plan		-	10%	25%	15%	50%	1.12%	0.28%	27.11%		27.45%		Reformulated Target: 30% of trained MSMEs with productivity improvement program/action plan Q1: 5 out of 445 (1.12%) Q2: 2 out of 718 (0.28%) Q3: 565 out 2,084 (27.11%) Total: 27.45% or 572 out of 2,084 MSMEs trained with productivity improvement program/action plan implemented - based on reformulated target
2. Percentage of MSMEs assisted on productivity pay advisory with productivity incentive schemes		-	2%	4%	4%	10%	-	1.15%	11 policy advocacy sessions		11 policy advocacy sessions		Reformulated Target: 16 policy advocacy sessions on PBIS conducted: <i>Accomplishments based on reformulated targets:</i> - 11 MSMEs assisted with PBIS installed - 11 policy advocacy sessions conducted (NCR (2), II, III, IV-A, V (2), VI, VII, XI, XII, & XIII)
Output Indicators													
1. Number of MSMEs trained/oriented		2,400	3,600	3,600	2,400	12,000	2,844	1,276	5,600		9,720		Reformulated Target: 8,448 MSMEs trained/oriented A total of 9,720 (115%) MSMEs oriented/trained - based on reformulated target
2. Percentage of clients who rated training/technical services as satisfactory or better		100%	100%	100%	100%	100%	100%	100%	100%		100%		100% of the respondents rated services as satisfactory or better
3. Number of MSMEs provided with technical assistance on designing productivity based incentive schemes		-	100	200	500	800	159	189	109		457		Reformulated Target: 348 MSMEs provided with technical assistance on designing productivity based incentive schemes A total of 457 (131%) MSMEs provided with technical assistance on designing productivity based incentive schemes - based on reformulated target

Particulars	UACS CODE	Physical Target (Budget Year)					Physical Accomplishment (Budget Year)					Variance	Remarks
		1st Quarter	2nd Quarter	3rd Quarter	4th Quarter	Total	1st Quarter	2nd Quarter	3rd Quarter	4th Quarter	Total		
1	2	3	4	5	6	7	8	9	10	11	12	13	14
WAGE REGULATORY PROGRAM	3201000000000												
OO : Fair and reasonable minimum wages in accordance													
Outcome Indicators													
1. Percentage of wage rates above the poverty threshold		-	-	-	-	-	100%	100%	100%		100%		Reformulated Target: 40.80% of wage rates above the 2018 poverty threshold Accomplishment: - 100% or 92 out of 92 minimum wage rates above the 2012 poverty threshold 98.6% or - 70 out of 71 minimum wage rates above the 2015 poverty threshold - 40.8% or 29 out of 71 minimum wage rates above the poverty threshold
2. Percent of appealed cases on wage orders/exemption cases resolved within the reglementary period/process cycle time of 60 days		-	-	-	-	98%	-	-	-		-		No appeal on wage order/exemption received for the period
Output Indicators													
1. Number of clients reached thru advocacy services		54,000	81,000	54,000	81,000	270,000	79,399	59,730	128,328		267,457		A total of 267,457 (99%) clients reached thru advocacy services
2. Number of wage orders issued, as necessary		as necessary	as necessary	as necessary	as necessary	as necessary	3	-	-		3		1 regular wage order issued (RB II) and 2 wage orders for domestic workers issued (RBs II and XI)
3. Percentage of wage cases resolved within forty-five (45) days upon receipt of application		-	-	-	-	98%	100%	100%	90%		90%		55 out of 61 applications for wage exemption disposed Received 6 new applications for wage exemption (still within the process cycle time of 45 day)

This report was generated using the Unified Reporting System on 20/10/2020 18:19

Prepared By:



JEROME P. LUCAS

OIC-Chief, Planning and Information Division

Date: 20/10/2020

In coordination with:



EDITHA M. SAUS

Chief, Financial and Management Division

Date: 20/10/2020

Approved By:



MARIA CRISELDA R. SY

Executive Director IV

Date: 20/10/2020

QUARTERLY PHYSICAL REPORT OF OPERATIONS
as of Sept. 30, 2020

BFAR

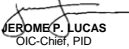


FM-NWPC-PID-06
Revision 0

Department Department of Labor and Employment
Agency National Wages and Productivity Commission
Operating Unit Central Office
Organization Code (UACS) 16 006 01 00000

Particulars	UACS CODE	Physical Targets					Physical Accomplishments			Remarks / as of Sept.30, 2020
		1st Quarter	2nd Quarter	3rd Quarter	4th Quarter	Total	1st Quarter	2nd Quarter	3rd Quarter	
1	2	3	4	5	6	7 = (3+4+5+6)	8	9		
ORGANIZATIONAL OUTCOME 1: Capacity of MSMEs to implement productivity improvement program enhanced	301000000									
1. Productivity Toolbox (ISTIV PAP, ISTIV Bayanihan, ISTIV Plus SIB, Service Quality, SS7S, Lean Management, Retail Service, Green Productivity and other orientations) to improve workers' capacity and enterprise competitiveness		> 1,690	> 2,534	> 2,534	> 1,690	> 8,448 MSMEs oriented/trained	> 2,844 MSMEs were provided productivity orientations/training (33.6%)	> 1,276 MSMEs were provided productivity orientations/training (15%)	> 5,600 MSMEs were provided productivity orientations/training (66%)	> 9,720 MSMEs were provided productivity orientations/training (115%)
		> 1,248	> 1,872	> 1,872	> 1,248	> 6,240 MSMEs oriented	- 2,399 MSMEs benefitted from productivity orientations with 3,064 participants (38.4%)	- 1,003 MSMEs benefitted from productivity orientations with 1,167 participants (16%)	- 4,234 MSMEs benefitted from productivity orientations with 4,932 participants (122%)	- 7,636 MSMEs benefitted from productivity orientations with 9,163 participants (122%)
		> 442	> 662	> 662	> 442	> 2,208 MSMEs trained	- 445 MSMEs benefitted from productivity trainings with 693 participants (20%)	- 273 MSMEs benefitted from productivity trainings with 299 participants (12%)	- 1,366 MSMEs benefitted from productivity trainings with 1,570 participants (61%)	- 2,084 MSMEs benefitted from productivity trainings with 2,762 participants (94%)
		-	-	> 400	> 263	> 30% or 663 MSMEs trained with PIP/ action	> 0.75% or 5 MSMEs trained with PIP/ action plans implemented	> 0.30% or 2 MSMEs trained with PIP/ action plans implemented	> 85% or 565 MSMEs trained with PIPs/ action plans implemented	> 86% or 572 MSMEs trained with PIP/ action plans implemented
		> 100%	> 100%	> 100%	> 100%	> 100% of clients who rated technical advice as satisfactory or better on the following:				
						a. Trainina/Orientation	> 100% of 888 respondents rated course content, materials, and trainer as satisfactory or better	> 100% of 299 respondents rated course content, materials, and trainer as satisfactory or better	> 100% of 1,568 respondents rated course content, materials and trainer as satisfactory or better	> 100% of 2,755 respondents rated course content, materials, and trainer as satisfactory or better
						b. Information and Technical Assistance (walk-in clients/ Learning Session)	> 100% of 1,636 respondents rated satisfactory or better from the information and technical assistance provided	> 100% of 1,225 respondents rated satisfactory or better from the information and technical assistance provided	> 100% of 3,360 respondents rated satisfactory or better from the information and technical assistance provided	> 100% of 6,222 respondents rated satisfactory or better from the information and technical assistance provided
						> 100% of request for legal advice acted upon within 5 days from receipt of requests	> 100% of 29 requests for legal advice acted within 5 days from receipt of request	> 100% of 10 requests for legal advice acted within 5 days from receipt of request	> 100% of 51 request for legal advice acted within 5 days from receipt of request	> 100% of 90 requests for legal advice acted within 5 days from receipt of request
Technical Assistance on designing productivity performance-based incentive schemes (Tier 2)		> 35	> 139	> 139	> 35	> 348 MSMEs provided with technical assistance on designing productivity based incentive schemes	> 189 MSMEs provided with technical assistance on designing productivity-based incentive schemes (54.3%)	> 159 MSMEs provided with technical assistance on designing productivity-based incentive schemes (45.6%)	> 109 MSMEs provided with technical assistance on designing productivity-based incentive schemes (31%)	> 457 MSMEs provided with technical assistance on designing productivity-based incentive schemes (131%)
				> 8	> 8	> 16 policy advocacy sessions on PBIS conducted (1 per RB)		> 4 MSMEs assisted with PBIS installed	> 7 MSMEs assisted with PBIS installed	> 11 MSMEs assisted with PBIS installed
							> Presentation materials developed; finalization ongoing	> Presentation materials developed; finalization ongoing	> 11 policy advocacy sessions conducted (NCR (2), II, III, IVA, V (2), VI, XI, XII and XIII	> 11 policy advocacy sessions conducted (NCR (2), II, III, IVA, V (2), VI, XI, XII and XIII (69%))
2. Development and Delivery of Online Courses on Productivity										
a. Development of Webinar Courses						> Seven (7) Webinar Courses developed	> Four (4) modules developed/upgraded: 1. Productive Worker 2. 7S for BOSH 3. Productivity Orientation for LLCOs (upgraded) 4. Workplace Organization and Waste Management for LLCOs	> Two (2) webinar modules developed: 1. 7S of Good Housekeeping: Setting the Pathway to A Safe Workplace in the Period of Pandemic 2. Work Ethics of a Productive Worker	> Four (4) webinar modules developed 1. Leaner Management in the Time of COVID-19 Pandemic - July 29 2. Starting and Growing Your Online Business: Tips to More Productive Online Shops - Aug 03 3. Business Continuity Plan for MSMEs - Sep 29 4. Work Life Balance: Productive Work from Home - July 29	> Ten (10) webinar modules developed
1. Work Life Balance										
2. 7S of Good Housekeeping: Setting the Pathway to A Safe Workplace in the Period of Pandemic										
3. Leaner Management in the New Normal										
4. Guide to Starting & Growing Your Online Business										
5. Work Ethics of a Productive Worker										
6. BCP for MSMEs										
7. Green Productivity										
b. Conduct of Webinars						> Seven (7) webinars conducted		> Conducted four (4) webinars: 1. Setting Up and Conducting a Zoom Webinar (June 10) 2. 7S of Good Housekeeping: Setting the Pathway to A Safe Workplace in the Period of Pandemic with 57 participants (June 23) 3. Series 1: Business Continuity in Times of Disruption with 246 web participants (May 28) 4. Series 2: BCP at Work Challenges and Lessons Learned with 305 web participants (June 26)	> Four (4) webinars (TOT) conducted 1. Leaner Management in the Time of COVID-19 Pandemic - Aug 12 2. Starting and Growing Your Online Business: Tips to More Productive Online Shops - Aug 10 3. Work Ethics of a Productive Worker with 60 participants (August 12) 4. Work Life Balance: Productive Work from Home - Aug 10	> Eight (8) webinars/TOT conducted
1. Work Life Balance										
2. 7S of Good Housekeeping: Setting the Pathway to A Safe Workplace in the Period of Pandemic										
3. Leaner Management in the New Normal										
4. Guide to Starting & Growing Your Online Business										
5. Work Ethics of a Productive Worker										
6. BCP for MSMEs										
7. Green Productivity										
3. Learning Sessions on Wages and Productivity		> 2 Learning Sessions conducted	> 4 Learning Sessions conducted	> 3 Learning Sessions conducted	> 3 Learning Sessions conducted	> 12 Learning Sessions on wages, productivity, and labor market-related topics/concerns conducted	> 2 Learning Sessions conducted benefitting 145 participants from 72 companies (32 male and 113 female)			> 2 Learning Sessions conducted benefitting 145 participants from 72 companies (32 male and 113 female)
4. 2020 Productivity Conference			> Concept note approved	> Conference conducted	> Report prepared		> Concept note prepared and presented to directorate > Contract with suppliers for the event finalized and signed	> Concept for online webinar series approved by the directorate > Letters to speakers sent to DOLE for Secretary's signature	> NPC Webinar Series conducted on the following dates: 1. Recharge Phils: with Usec. Rosemarie G. Edilon of NEDA as resource speaker on Sept 3, 2020 with 520 zoom participants 2. Automating Workplaces in a Better Normal with Usec Rafaelita M.Aldaba of DTI on Sept 10, with 961 zoom participants 3. Technology-Enabled Solutions: Mitigation to Recovery with Exec. Director	> Online webinar series to be conducted from September to November 2020 in lieu of the one day conference approved > 4 webinar series conducted fro, Sept 3- 24, 2020

Particulars	UACS CODE	Physical Targets					Physical Accomplishments			Remarks / as of Sept.30, 2020
		1st Quarter	2nd Quarter	3rd Quarter	4th Quarter	Total	1st Quarter	2nd Quarter	3rd Quarter	
ORGANIZATIONAL OUTCOME 2: Fair and reasonable minimum wages in accordance with law ensured										
1. Tier 1										
a. Review/monitoring of socio-economic situation in the region		> 1 report prepared	> 1 report prepared	> 1 report prepared	> 1 report prepared	> 4 reports prepared	> 1 report prepared (4th Quarter of 2019)	> 1 report drafted (2nd Quarter of 2020)	> 2nd quarter report prepared 3rd quarter draft report on going	3 reports prepared/submitted
b. Conduct of wage consultations public hearings/ board deliberations						> 32 wage consultations/ public hearings/ board deliberations conducted, as necessary	> 6 public hearings/consultations conducted with 271 participants (112 male and 159 female)	> No public hearings/consultations conducted	> No public hearings/consultations conducted	6 public hearings/consultations conducted with 271 participants (112 male and 159 female)
c. Issuance of Wage Orders (WOs)/ Implementing Rules and Regulations (IRRS)						> Wage Order issued (as necessary)	> 1 wage order issued (RB II)	> no wage order issued	> no wage order issued	> 1 wage order issued (RB II)
> 100% of wage rates above the 2012 poverty threshold						> 100% of wage rates above the 2012 poverty threshold but not exceeding the average wage levels	> 70 out of 71 rates or 98.59% of wage rates above the 2015 poverty threshold			> 93 out of 93 rates or 100% of wage rates above the 2012 poverty threshold
> 98% of wage rates above the 2015 poverty threshold based on 78 MWRs (as of December 2019)						> 98% of wage rates above the 2018 poverty threshold but not exceeding the average wage levels	> 70 out of 71 rates or 98.59% of wage rates above the 2015 poverty threshold			> 70 out of 71 rates or 98.59% of wage rates above the 2015 poverty threshold
> 40% of wage rates above the 2018 poverty threshold						> 40% of wage rates above the 2018 poverty threshold but not exceeding the average wage levels	> 29 out of 70 rates or 41.43% of wage rates above the 2018 poverty threshold			> 29 out of 70 rates or 41.43% of wage rates above the 2018 poverty threshold
d. Minimum wage for domestic workers						> Wage order for domestic workers issued (as necessary)	> 2 wage orders for domestic workers issued (RBs: II & XII)			> 2 wage orders for domestic workers issued (RBs: II & XII)
2. Tier 2										
a. Issuance of Wage Advisories						> as necessary				
3. Facility Evaluation (FE)/ Time and Motion Studies (TMS)		> 100% of requests with complete supporting documents acted upon	> 100% of requests with complete supporting documents acted upon	> 100% of requests with complete supporting documents acted upon	> 100% of requests with complete supporting documents acted upon	> 100% of requests with complete supporting documents acted upon	> 100% of 16 FE applications/requests from firms with complete documents acted upon - 12 out of 16 or 75% FE orders issued	> 100% of 4 FE applications/requests from firms with complete documents acted upon - No FE orders issued	> 100% of 5 FE applications/request from firms with complete documents acted upon - 1 out of 5 or 20% FE orders issued	> 100% of 17 FE applications/requests from firms with complete documents acted upon - 13 out of 17 or 76.5% FE orders issued
4. Part-Fixed and Part-Performance Based Compensation Scheme in the PUB Industry		> 100% of requests with complete supporting documents acted upon	> 100% of requests with complete supporting documents acted upon	> 100% of requests with complete supporting documents acted upon	> 100% of requests with complete supporting documents acted upon	> 100% of requests with complete supporting documents acted upon	> 100% of 3 TMS applications/requests from firms with completed documents acted upon - 2 out of 3 or 66.7% piece rate/production standard order issued	> 100% of 5 TMS applications/requests from firms with complete documents acted upon - 5 out of 5 or 100% piece rate/production standard order issued	> 100% of 3 TMS applications/requests from firms with complete documents acted upon - 2 out of 3 or 66.7% piece rate/production standard order issued	> 100% of 10 TMS applications/requests from firms with complete documents acted upon - 9 out of 10 or 90% piece rate/production standard order issued
5. Resolution on Wage Exemption Cases										
a. Cases resolved within the 45 days from receipt of application for exemption filed with the Regional Boards						> 98% disposition rate	> 100% disposition rate (2 out of 2 applications for wage exemption disposed)	> 100% disposition rate (23 out of 23 applications for wage exemption disposed)	> 90% disposition rate (53 out of 59 applications for wage exemption disposed)	> 90% disposition rate (55 out of 61 applications for wage exemption disposed)
b. Appeals on Wage Order/ Exemption cases filed with the Commission						> 98% disposition rate	> No appeal on wage order and exemption received for the period	> No appeal on wage order and exemption received for the period	> No appeal on wage order and exemption received for the period	> No appeal on wage order and exemption received for the period
6. Tamang Kaalaman sa Kita at Kakayahan (T3K)		> 54,000	> 81,000	> 81,000	> 54,000	> 270,000 clients reached thru advocacy services	> 79,399 or (29%) clients reached thru information advocacy services on the following: - 4,365 public information assistance - 13,289 IEC materials - 4,306 wage clinics/seminar/public fora - 57,439 mass media	> 59,730 or (22%) clients reached thru information advocacy services on the following: - 3,987 public information assistance - 9,775 IEC materials - 4,75 wage clinics/seminar/public fora - 45,493 mass media	> 128,328 or (47%) clients reached thru information advocacy services on the following: - 3,267 public information assistance - 51,310 IEC materials - 9,781 wage clinics/seminar/public fora - 63,970 mass media	> 267,457 or (99%) clients reached thru information advocacy services on the following: - 11,618 public information assistance - 74,374 IEC materials - 14,562 wage clinics/seminar/public fora - 166,902 mass media
a. Development, Production and Dissemination of IEC Materials										
1. Press conference/briefings		> 4	> 4	> 4	> 4	> 16 press conference/ briefings conducted	> 3 press conferences/briefings conducted	> 1 press conference/briefing conducted	> no press conference/briefing conducted	> 4 press conferences/briefings conducted (25%)
2. Press/media releases		> 12	> 12	> 12	> 12	> 48 press releases	> 12 press releases (25%)	> 11 press releases (23%)	> 12 press releases (25%)	> 35 press releases (73%)
3. Radio/TV guestings/interviews						> 100% of requests attended	> 100% of 43 requests attended	> 100% of 21 requests attended	> 100% of 28 requests attended	> 100% of 92 requests attended
4. Good news reporting		> 9	> 9	> 9	> 9	> 36 good news submitted	> 13 good news submitted (36%)	> 12 good news submitted (33%)	> 15 good news submitted (41%)	> 40 good news submitted (111%)
5. News bulletin		> 3	> 3	> 3	> 3	> 12 news bulletins	> 3 news bulletins prepared/disseminated	> 3 news bulletins prepared/disseminated	> 2 news bulletins prepared/disseminated Sept Newsbulletin drafted	> 8 news bulletins prepared/disseminated (66%)
6. Corporate giveaways				X	X	> 3 corporate giveaways	> Concept note approved	> Designs for corporate giveaways approved > Procurement process conducted	> 4 corporate giveaways procurement on going	
Strengthen research and database to support policy development										
Conduct of Research										
1. Assessment on the Implementation of the						> Reports reviewed and data/	> Report reviewed and provided comments/	> Prepared brief of MWP assessment TOR	> Conducted three huddles with third-party	> Reports reviewed and provided comments

Particulars	UACS CODE	Physical Targets					Physical Accomplishments			Remarks / as of Sept.30, 2020
		1st Quarter	2nd Quarter	3rd Quarter	4th Quarter	Total	1st Quarter	2nd Quarter	3rd Quarter	
Minimum Wage Policy (on extension)						inputs provided	inputs (January 15)	for NEDA (June 25) > Report reviewed and provided comments/inputs (April 21)	expert (July 15, Aug 20 & 31) > Prepared/sent letter to PSA to request the 2018 FIES/January 2019 LFS merged file > Prepared/sent summary of NWPC's comments to report on institutional assessment > Provided third-party expert with these data: - summary of DMWRs for non-agriculture - CPI, CBA data and Tier 2 studies - WO Nos. 15 and 16 of RB1	> Prepared brief of MWP assessment TOR for NEDA > Conducted three huddles with third-party expert (July 15, Aug 20 & 31) > Prepared/sent letter to PSA to request the 2018 FIES/January 2019 LFS merged file > Provided third-party expert with requested data sets
2. Assessment of the Time and Motion Study and Facility Evaluation Phase 2 (with ILS)						> Research proposal reviewed		> Reviewed and submitted the CSM form re: NWPC-ILS partnership on FE/TMS Study		Deferred by ILS as of 26 May 2020
3. Development of Empirical Framework for Setting Minimum Wages of Domestic Workers (a continuation)			> Draft empirical framework from PSRTI reviewed					> Letter submitted to PSRTI re: prospective consultants and inclusion of the on line capacity building activity in the consultant's TOR	> Coordinated/attended huddle with PSA's Usec. Dennis Mapa on Aug 18 > Followed-up with PSA the rider module results until the release on Sep 25 > Coordinated with PSRTI re potential consultant and online capacity building of RBs re empirical framework	
4. A Study on Prevailing Wages among BMBEs		> Concept note prepared	> Research instruments prepared	> Report prepared			> Concept note prepared > Research instruments prepared > Coordinated with DTI for list of target BMBEs	> Research instruments finalized > On-going coordination with DTI for list/ e-mail addresses of target BMBEs	> On-going coordination with DTI for list/ e-mail addresses of target BMBEs > Prepared/sent follow-up letter to DTI on this dated Sep 21, 2020	> Concept note prepared > Research instruments prepared and finalized > Coordinated with DTI for list of target BMBEs > Prepared/sent follow-up letter to DTI on this dated Sep 21, 2020
5. Desk Research on Emerging Work Arrangements and the Possibility of Having Hourly Minimum Wages Targeting Wage Growth Study							> Concept note prepared	> Report presentation to ILO Wage expert (twice) > Research report submitted to ED (May 25)	> Prepared/submitted hourly wage presentation to report on institutional assessment > Commission on Sep 8, 2020	> Concept note prepared > Report presented to ILO expert (twice) > Report submitted to ED (May) > Study presentation prepared and submitted > Study presented to the Commission (Sep 8)
6. Review on the Criteria and Mechanics of the 2021 Productivity Olympics			> Concept note prepared	> Assessment report prepared	> Revised criteria and mechanics prepared		> Issues/comments/suggestions from RTWPBs, NSC, NJP, TWG, and other stakeholders during the 2019 Productivity Olympics consolidated and reviewed	> Initial draft review of the PO criteria, mechanics, and guidelines prepared	> Assessment report prepared > Documentation and process review conducted	
7. Productivity Improvement Program and Gainsharing Practices (PIP/GS Survey)		> Collaboration with PSA for the conduct of ISLE Rider Survey	> Questionnaire prepared	> Analysis of survey results conducted	> Report prepared and presented		> Coordinated with PSA for the conduct of ISLE Rider Survey Questionnaire revised	> Online survey questionnaire prepared > Letters sent to partners requesting for assistance in the deployment of online survey	> Online survey conducted from June 3 to September 24 > MOA with PSA prepared and reviewed	Data analysis, cleaning and validation ongoing PSA announced the continuation of the conduct of the 2019/2020 ISLE
8. Amendatory bill to Productivity Incentives Act of 1990 or R.A. 6971		> Meeting/round table discussions conducted	> Proposed amendments prepared	> Assessment report prepared	> Revised criteria and mechanics prepared		> Amendatory bill drafted and submitted to BLR for deliberation of TIPC, Labor and Employment Committee of House of Representatives, and the Office of Senator Villanueva	> Amendatory bill still for deliberation (delayed due to the implementation of ECQ)	> Draft amendatory bill presented to TEC > Amendatory bill disseminated to the RTWPBs for inputs	TEC recommended to gather inputs for the amendatory bill from the RTWPBs
9. Comments/Position/Technical Papers on Legislative Bills/Measures on Wages and Productivity						> Comments/position technical papers on legislative bills/news articles/policy reforms on wages and productivity prepared/submitted (as necessary/requested)	> On House Bill No. 6660 An Act Granting Hazard Pay to Workers: Provided estimates for average hazard pay for workers in critical industries using the 2018 Labor Force Survey - PUF	> Prepared and submitted position paper for House Committee on Labor and Employment re: National Minimum Wage Bills		
10. Maintenance/review of wages and productivity databases		> National/regional infographics updated > Philippine labor productivity maintained	> National/regional infographics updated > Philippine labor productivity maintained	> National/regional infographics updated > Philippine labor productivity maintained > Monographs on FIRE-related occupations developed	> National/regional infographics updated > Philippine labor productivity maintained	> Wages and productivity databases maintained	> National/regional infographics updated > Data on total hours worked updated for ILO-related project on GDP and GRDP growth rate for 2010 and 2014-2018 submitted to DED as input for the comments on NMF Data on labor productivity at current prices from 2014-2019 and at constant prices provided as input for the comments on National Minimum Wage Fixing	> National/regional infographics updated > Data on GDP by income and expenditure approach 2010-2015 provided > Total hours worked for Wages-Industry computed and analyzed > Labor productivity growth rate by industry and by region for 2009, 2012, 2015 prepared and submitted as input for WPRD's study with ILO on minimum wage fixing > Statistical data on GDP by expenditure Share, capital formation processed and submitted to DED for reference of ILO consultant	> National/regional infographics updated	National/regional infographics updated Philippine labor productivity statistics and other productivity related statistics (eq. GDP, GRDP, FDI) maintained
INSTITUTIONAL SUPPORT										
Gender and Development (GAD) Plan		> GAD programs and projects implemented/ conducted	> GAD programs and projects implemented/ conducted	> GAD programs and projects implemented/ conducted	> GAD programs and projects implemented/ conducted		> Participated in the Women's Month Celebration through the following initiatives: - Purchased/disseminated women's shirt - Displayed tarpaulin/banner with PCW's logo > 2019 GAD-AR submitted to PCW thru GMMS (online) on 28 February 2020 > PCW endorsed NWPC 2020 GAD Plan and Budget received on 03 March 2020			
GENERAL ADMINISTRATION AND SUPPORT										
1. Quality Management Systems (QMS) Implementation and QMS Audit							> Monitoring of compliance to the agreed corrections/corrective actions on audit findings conducted	> 1st quarter progress report submitted to FMS on May 12, 2020	> 2nd quarter progress report submitted to FMS on Sept. 15, 2020	
2. Planning and Management Information System a. CorPlan/ MYP/ YEPA		> Corporate planning conducted					> CO-RB planning conducted on 12-13 February at the Diamond Hotel Manila	> Mid Year Planning Exercise with all RBs conducted via zoom on 11 August 2020		

Particulars	UACS CODE	Physical Targets					Physical Accomplishments			Remarks / as of Sept.30, 2020
		1st Quarter	2nd Quarter	3rd Quarter	4th Quarter	Total	1st Quarter	2nd Quarter	3rd Quarter	
b. Implementation of the 2020 NWPC ISSP		> Procurement recommendation prepared	> Bidding docs prepared				> Anti-virus purchased > Ongoing bid process on firewall & adobe cloud applications > Zoom apps purchase (CO only) > Inventory & Asset System ongoing preparation for bid	> Chatbot implemented > zoom applications purchased	> bidding on firewall and adobe conducted > bidding documents on inventory and asset management system/fireclay submitted	
3. Administrative Services										
a. Human Resource Development										
1. Staff Development Program		> Trainings/seminars facilitated conducted	> Trainings/seminars facilitated conducted	> Trainings/seminars facilitated conducted	> Trainings/seminars facilitated conducted		> 2 local trainings availed and organized at Central Office a. 1 internal training organized benefitting 38 participants (6 male and 32 female) b. 1 external training attended/participated by 3 employees (1 male and 2 female) > No foreign training availed within the covered period	> 18 local trainings availed and organized at Central Office a. 5 internal training organized benefitting 264 participants (74 male and 190 female) b. 13 external training attended/participated by 30 employees (2 males and 28 female) > No foreign training availed within the covered period	> 21 local trainings availed and organized a. 5 internal trainings organized benefitting 461 participants (118 male and 343 female) b. 16 external trainings attended/participated 39 employees (17 male and 22 female) >	> 41 local trainings availed and organized at Central Office a. 11 internal trainings organized benefitting 763 participants (198 male and 565 female) b. 30 external trainings attended/participated 72 employees (20 male and 52 female) NWPC has started organizing and conducting online seminars or webinars to internal and external clients since May 2020 as a response to the COVID-19 pandemic
2. Health, Safety and Welfare Program							> On going BAC deliberation for the conduct of annual physical examination > 19 NOSI prepared/disseminated > 3 appointments processed/issued			> 19 NOSI prepared/disseminated > 7 appointments processed/issued
Employees Benefits/Awards/Incentives										
b. Personnel Management Services										
c. PRIME-HRM									> PRIME-HRM Level 2 Bronze awarded by CSC on 20 Sept. 2020 (CSC Res. No1901094)	> 4 appointments processed/issued
4. Financial Management										
a. Financial Management		> Workshop conducted					> Financial workshop on closing of books conducted on 20-24 January 2020 at the Golden Phoenix Hotel in Manila			
b. Allotment Utilization		> 25%	> 30%	> 30%	> 15%	> 100% fund utilization	> Allotment utilized as of March 2020 - PS: 21% - MOOE: 18% - CO: 0% - Total: 19%	> Allotment utilized as of June 2020 - PS: 47% - MOOE: 31% - CO: 0% - Total: 41%	> Allotment utilizes as of Sept 2020 - PS 71% - MOOE 51% - CO 0% - Total 64%	
c. Cash Utilization		> 100% of NCA for the quarter > Reports submitted	> 100% of NCA for the quarter > Reports submitted	> 100% of NCA for the quarter > Reports submitted	> 100% of NCA for the quarter > Reports submitted	> 100% cash utilization	> 86% cash utilization based on cash program > Monthly Flash Performance Reports submitted to DOLE-FMS > 1st quarter BFAR submitted on 29 April 2020	> 74% cash utilization based on cash program > Monthly Flash Performance Reports submitted to DOLE-FMS > 2nd quarter BFAR drafted	> 80% cash utilization based on cash program (as of Aug. 2020) > Monthly Flash Performance Reports submitted to DOLE > 2nd quarter BFAR submitted on August 2020	
Prepared by:		In coordination with:			Approved by:					
 JEROME P. LUCAS OIC-Chief, PID		 EDITHA M. SAUS Chief, FMD			 MARIA CRISELO R. SY Executive Director					05 Oct 2020

In: Planning/Agency Per. Reports 2020 Physical Report of Oper