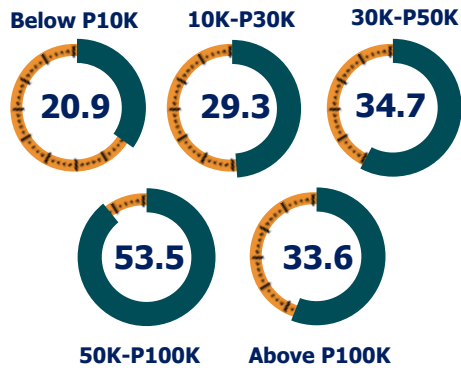


## Average Hours Worked per Week by Earnings

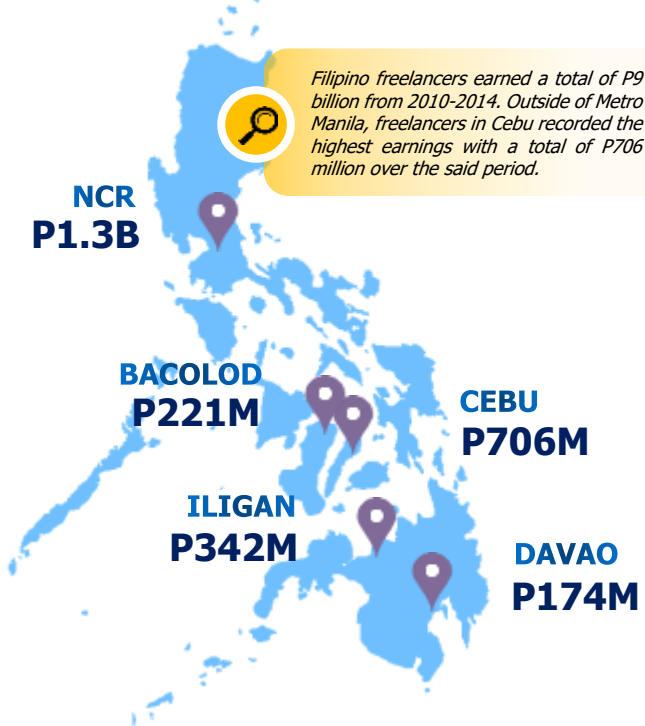


On average, Filipino freelancers worked 32 hours a week. Longer hours largely correlate to more earnings.

The exception is for those earning above P100,000 who work shorter hours but charge or command higher rates.

Source: State of Freelancing in the Philippines 2017;  
Retrieved from: <https://vabootcamp.ph/blog/2017-philippine-state-of-freelancing/>

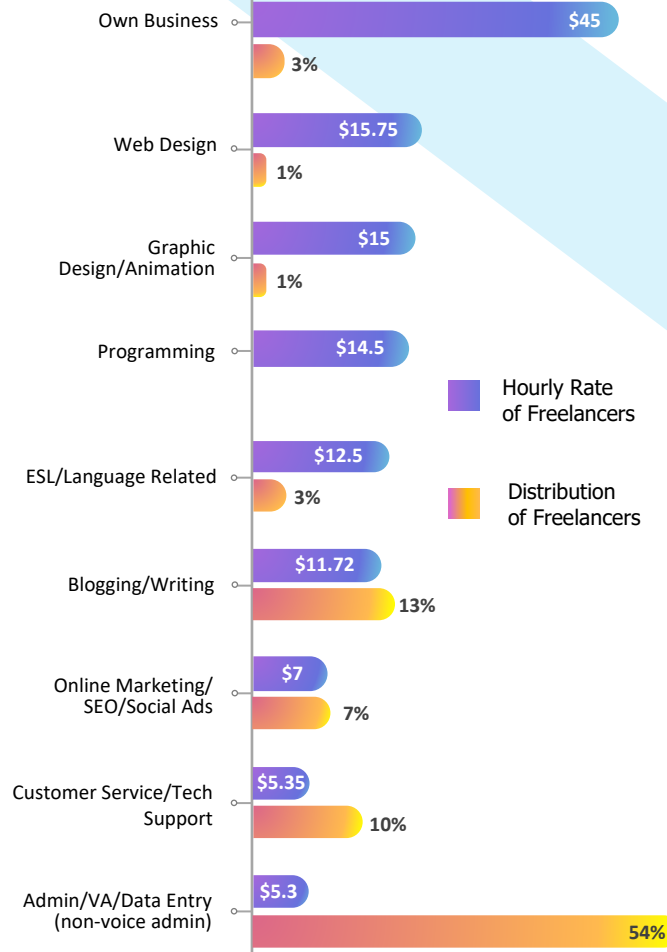
## Highest Freelancer Earnings: 2010-2014



Filipino freelancers earned a total of P9 billion from 2010-2014. Outside of Metro Manila, freelancers in Cebu recorded the highest earnings with a total of P706 million over the said period.

Source: Upwork  
Retrieved from: <https://vabootcamp.ph/blog/2017-philippine-state-of-freelancing/>

## Average Hourly Rate and Distribution of Freelancers by Industry



Most freelancers are engaged in virtual assistance, admin work, data entry, and customer service jobs (64% collectively). These two fields, however, also register the lowest hourly rates at \$5.3 and \$5.35, respectively.

On the other hand, those who operate their own businesses, engaged in web design, and graphic design earned the highest, but only make up a very small percentage of total freelancers (5% collectively).

Source: State of Freelancing in the Philippines 2017;  
Retrieved from: <https://vabootcamp.ph/blog/2017-philippine-state-of-freelancing/>

### For more information:



[www.nwpc.dole.gov.ph](http://www.nwpc.dole.gov.ph)



National Wages and Productivity Commission



(02) 8527-8014 / 8527-8011

# PAY STANDARDS & PRACTICES

## Gig Economy

Involves work done in digital labor platforms which includes both web-based platforms, where work is outsourced through an open call to a geographically dispersed crowd ("crowdwork"), and through location-based apps ("work on-demand via apps") which allocate work to individuals in a specific geographic area.



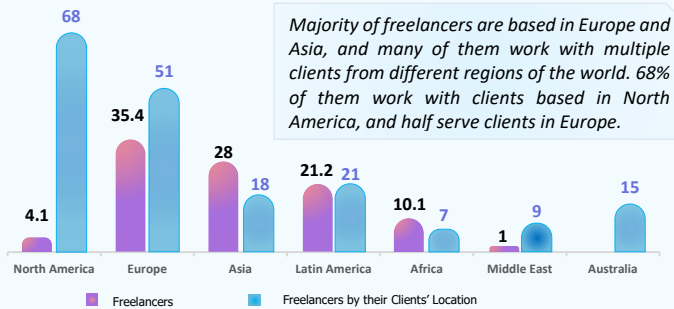
National Wages and Productivity Commission  
Department of Labor and Employment  
Philippines

ISO 9001:2015 CERTIFIED

## FREELANCING: QUICK FACTS



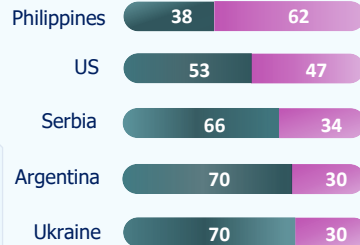
### Distribution of Freelancers and their Clients: 2018



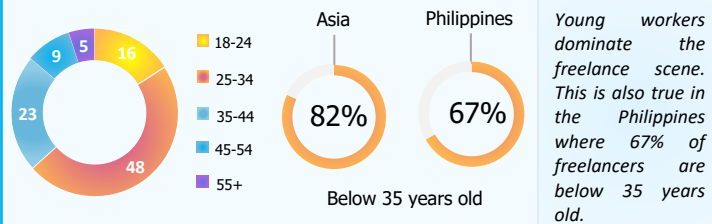
### Freelancers by Sex: 2020



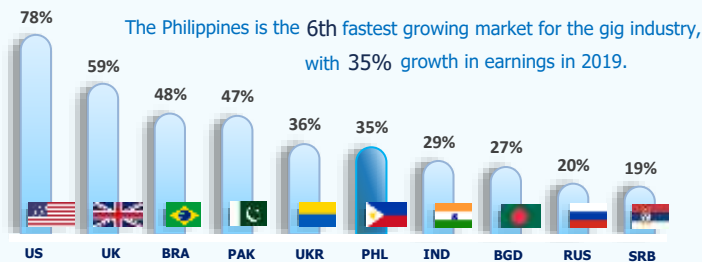
Worldwide, freelancing is dominated by men. However, some countries, among them the Philippines, stand out with higher than average share of female workers.



### Freelancers by Age Group: 2020 & 2019




### Top 10 Countries by Revenue Growth: 2019



Sources: 2018 & 2020 Freelancer Income Report, and 2019 Global Gig-Economy Index, Payoneer

## Compensation

### Average Hourly Rate of Freelancers

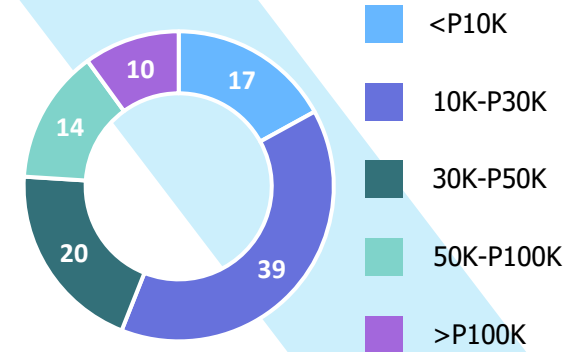


Worldwide, the average hourly rate charged by freelancers is \$21 in 2020. This is slightly higher than the \$19 average in 2018. In the Philippines, it only slightly grew from \$9 to \$10.

However, as common in many countries, the average freelancer rate remains well above the equivalent average hourly salary of Filipino workers.

Source: 2020 Freelancer Income Report, and 2019 Global Gig-Economy Index, Payoneer

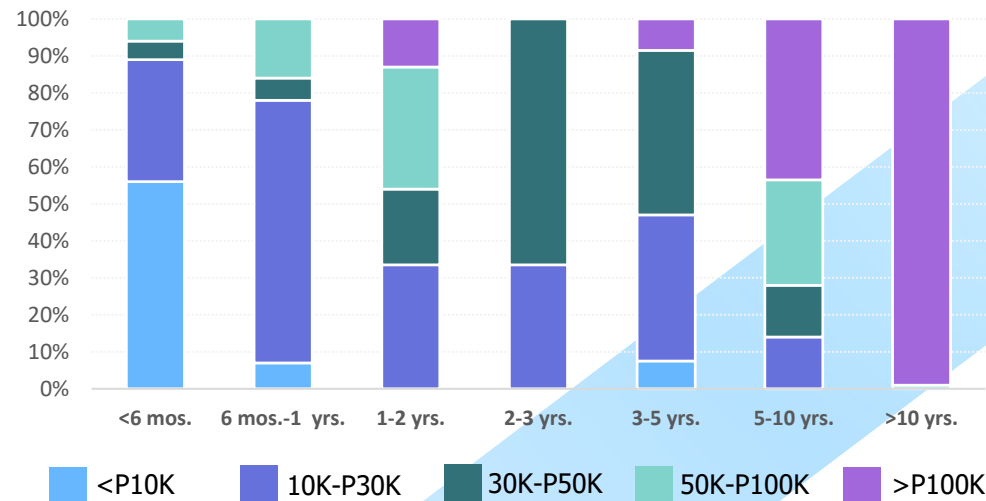
### Filipino Freelancers by Monthly Earnings



Filipino freelancers earn, on average, \$780 or P39,000 per month. More than half (56 percent) of them earn below P30,000 while 24 percent earn more than P50,000.

Source: State of Freelancing in the Philippines 2017; Retrieved from: <https://vabootcamp.ph/blog/2017-philippine-state-of-freelancing/>

### Filipino Freelancers' Earnings by Experience



Most top-earning freelancers have at least 5 years of experience, while most of those who earn less than P30,000 have less than 1 year of experience.

However, a significant percentage of those who earn P50,000 to P100,000 have only 1-2 years of experience, indicating that experience is not the sole determinant of levels of earnings.

Source: State of Freelancing in the Philippines 2017; Retrieved from: <https://vabootcamp.ph/blog/2017-philippine-state-of-freelancing/>